



Innovative Photonic Solutions

Lightlines

Linear Illumination

Illumination Technologies provides top quality fiberoptic lightlines. All of our standard lightlines are manufactured to ensure superior output uniformity (+/-10%) which provides excellent machine vision performance. Stainless steel sheath and ferrules are swaged to ensure rugged reliability.

KEY FEATURES

- Uniformity +/- 10%
- High Intensity Output
- Flexible Stainless Steel Sheath
- Dual Configurations
Two Lines per Lightsource

ATTACHMENTS

- Cylindrical Lens Assembly
Focuses Light for Longer WD
- Polarizer Attachment
Use w/ Analyzer to Reduce Glare
- Diffuser Assembly
Distributes Light for Softer Effect

APPLICATIONS

- Machine Vision
- Lincscan Applications
- Document Imaging
- Web Scanning
- Optical Character Recognition
- Biometrics



Lenses can change the intensity and the line width projected by a lightline. The chart below shows the effects when a 9560 lens assembly is used with a 9130 6" lightline powered by a 3900 at full intensity.

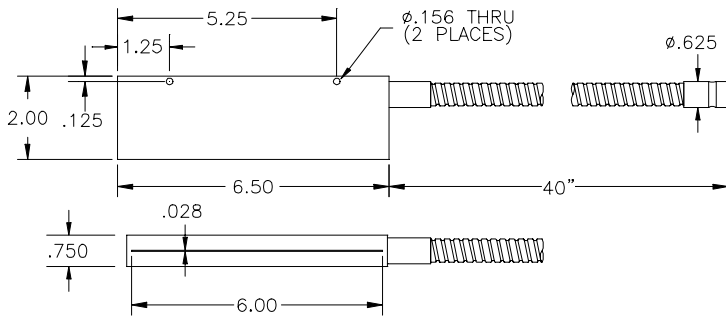
Line Width

Working Distance (mm)	No Lens (mm)	Lens (mm)
25	30	1.5
50	43	2.2
75	67	3.4
100	84	4.2
125	110	5.5
150	134	6.7

Intensity

Working Distance (mm)	No Lens (mW/cm ²)	Lens (mW/cm ²)
25	5.08	34.4
50	2.75	22.9
75	1.94	18.3
100	1.40	14.5
125	1.11	12.5
150	0.94	9.0

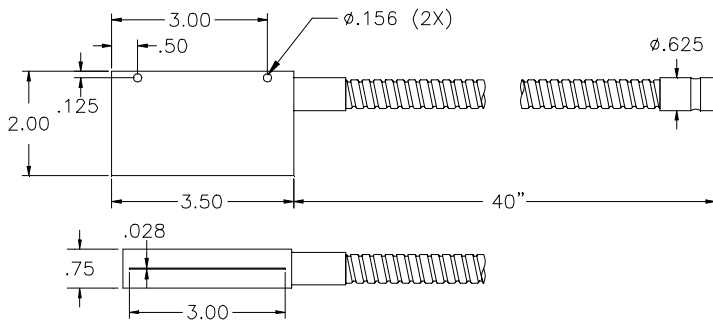
Lightguides



P/N 9130

6" Lightline

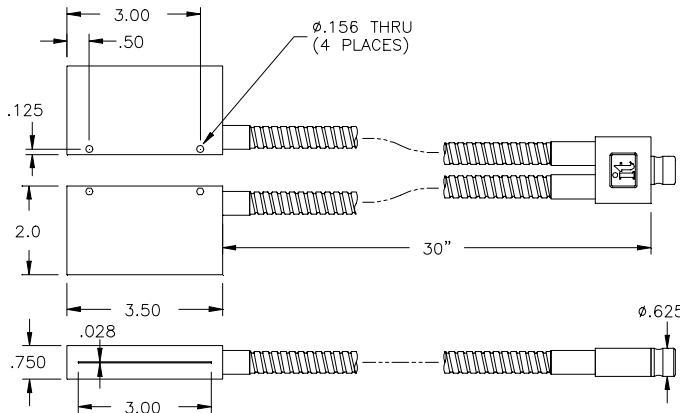
High output with excellent uniformity. Primarily used for linescan applications, and as low angle darkfield illumination. Two through holes on light head for mounting. Cylindrical lens, diffuser and polarizer attachments available (see Accessories).



P/N 9135

3" Lightline

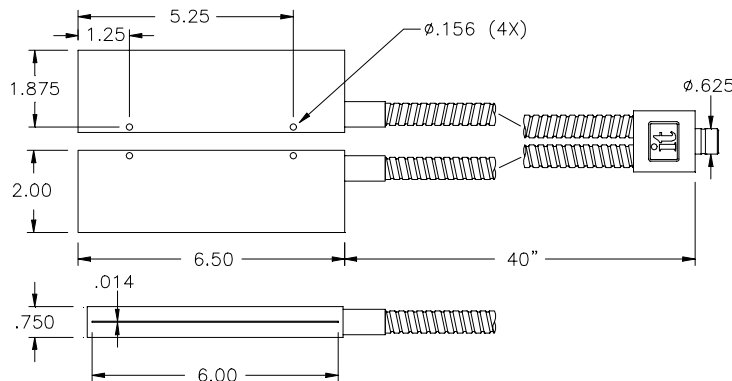
Like the 9130 with higher output over smaller field of view. Two through holes on light head for mounting. Cylindrical lens, diffuser and polarizer attachments available (see Accessories).



P/N 9140

Dual 3" Lightline

Dual version of the 9135. Used to reduce shadows and increase intensity. Also used for uniform area illumination. Two through holes on each light head for mounting. Cylindrical lenses, diffusers and polarizer attachments available (see Accessories).



P/N 9145

Dual 6" Lightline

Dual version of the 9130. Used to reduce shadows, not to increase intensity. Also used for uniform illumination over large areas. Two through holes on each light head for mounting. Cylindrical lenses, diffusers and polarizer attachments available (see Accessories).

Proudly Distributed By:



Illumination Technologies, Inc.

5 Adler Drive 1 East Syracuse 1 New York 13057 USA

TEL: 315-463-4673 1 FAX: 315-463-1401 1 Toll Free (North America): 800-738-4297

Web: <http://www.illuminationtech.com> 1 E-mail: info@illuminationtech.com